



PSK / SKB

The PSK / SKB tilt-and-slide system was designed for efficient use of space. When opened, the sashes do not extend into the room but instead retract parallel to one another. The sashes can be tilted and also slide to a maximum width of 160cm, creating a clear opening of 150cm.

The PSK / SKB system sash can be approximately 50% larger than a „standard“ window / balcony sash.

Available models:
Eco, Classic, Traditional, HTR.

* available installation depths:
68 mm, 78 mm and 92 mm.



Thermal transmittance U_w
1,01 - 1,37 W/m²K



Security / Burglary resistance
Rc1 - Rc2 class



Sound insulation
(depending on the glazing unit used)
32 - 41 dB



Wind load resistance
C5 class

PSK / SKB - 68


TILT & SLIDE windows
Basic information




Finishes:



Softline



Retro



HTR

TILT & SLIDE windows

PSK / SKB - 68

Threshold models for PSK / SKB

Eco



Classic



Traditional



HTR



TILT & SLIDE windows PSK / SKB - 68

Basic information

CONSTRUCTION

Wooden frame made of glued laminated timber along the length and thickness from solid sawn timber.

Frame and sash installation depth: 68mm
(78 and 92 mm are also available)

MATERIAL



pine

meranti

oak

GLASS

Energy-saving double- or triple-glazed units (double-chamber) made of low-emissivity glass with an argon-filled inter-pane space.



OPTIONAL :

- safety glass: laminated VSG, tempered ESG
- soundproof
- solar control
- maximum glazing package thickness for 68 mm profile is 32mm

LAZURES



EQUIPMENT

STANDARD:

Special – longer - handles are designed for PSK / SKB Tilt&Slide systems.

The standard hardware cover is white or brown.

OPTIONAL:

- handles that increase safety, such as handles with button
- vents mounted horizontally in the sash or in the frame
- vents mounted horizontally on the glass
- muntins: inter-pane, glued on, vienna bars and construction bars



PAINTING

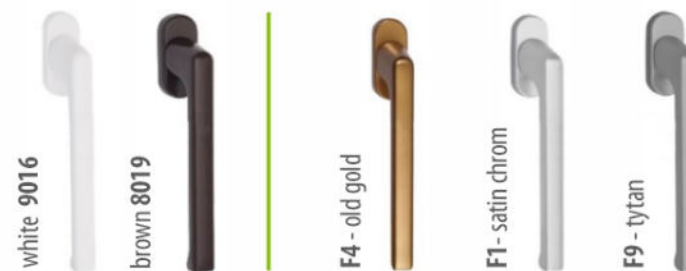
The joinery is painted with water-based, eco-friendly, transparent or opaque varnishes.

OPAQUE COLOURS according to the RAL or NCS palette
LAZURES highlight the wood structure.



* As standard, the colour inside and outside is identical.

Standard handles:



Handles with locks – that increase safety:



Hardware cover:

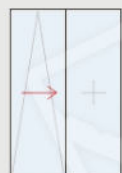
white 9016 brown 8019 F1 - satin chrom F4 - old gold F9 - tytan



TILT & SLIDE windows PSK / SKB

Opening Schemes

Eco
Classic
Traditional
HTR



(R)

Scheme: **A** (R)



(L)

Scheme: **A** (L)



(R)

Scheme: **A+RU** (R)



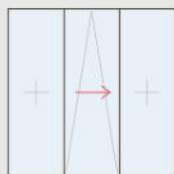
(L)

Scheme: **A+RU** (L)



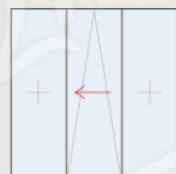

(L-R)

Scheme: **C** (L-R)



(R)

Scheme: **G** (R)



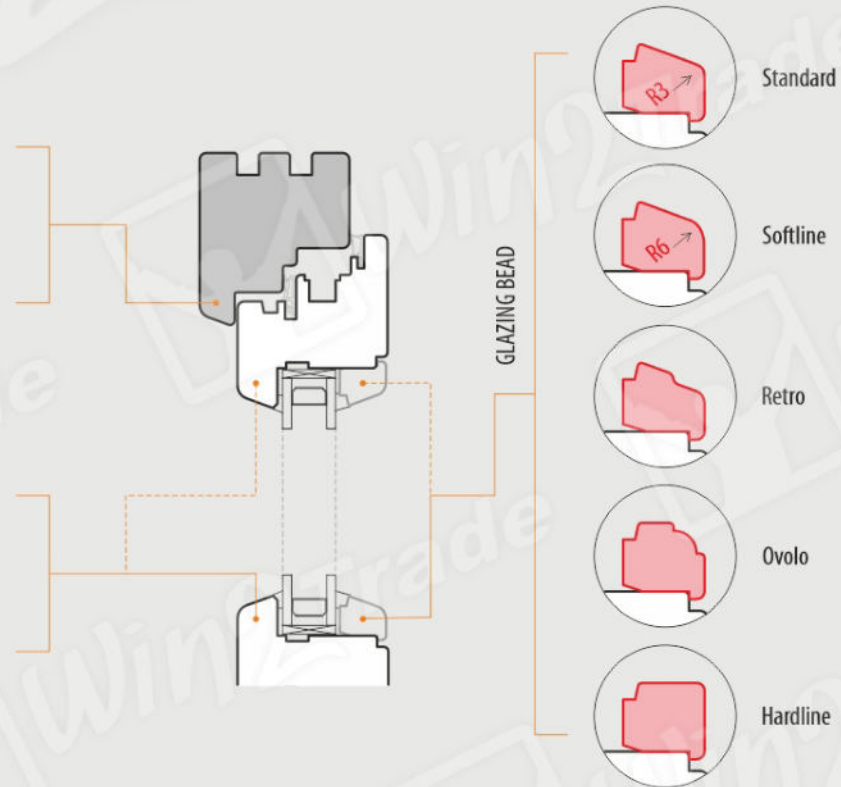
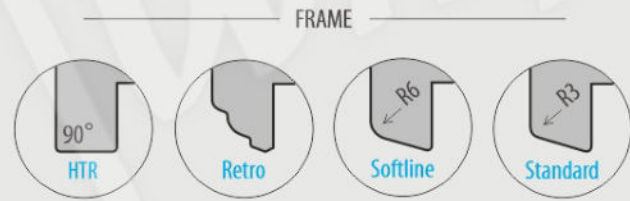
(L)

Scheme: **G** (L)

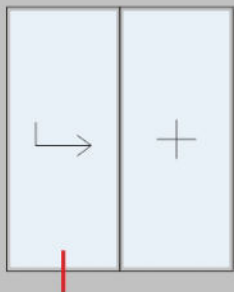


OPTIONS

Frame / Sash / Glazing bead



OPTIONS
Tresholds




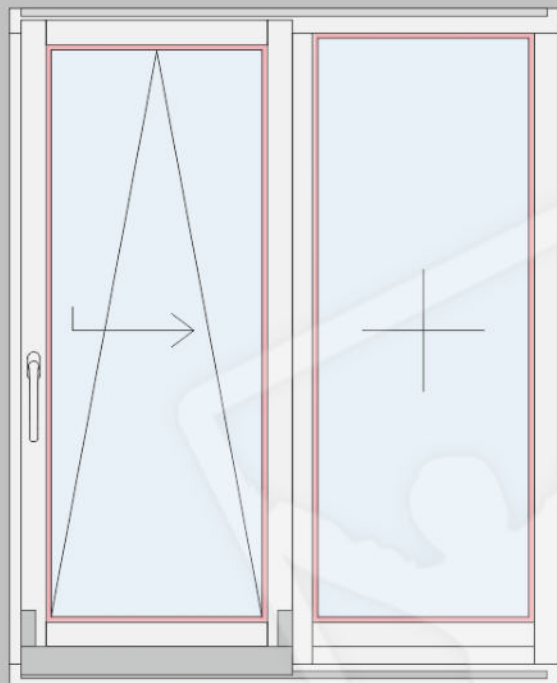
Eco
Classic
Traditional
HTR



TILT & SLIDE windows

PSK / SKB

Eco 68



Softline

frame

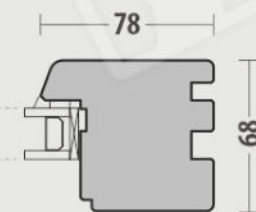
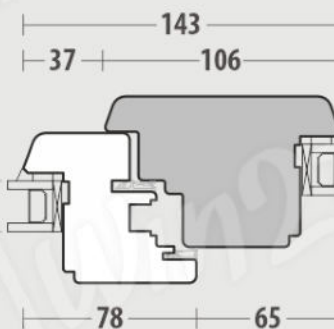
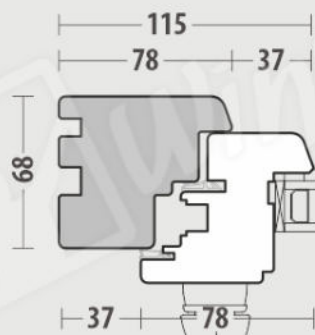
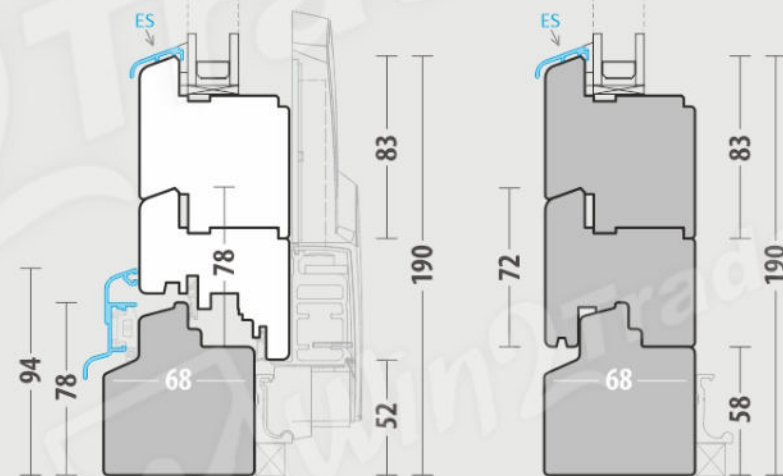
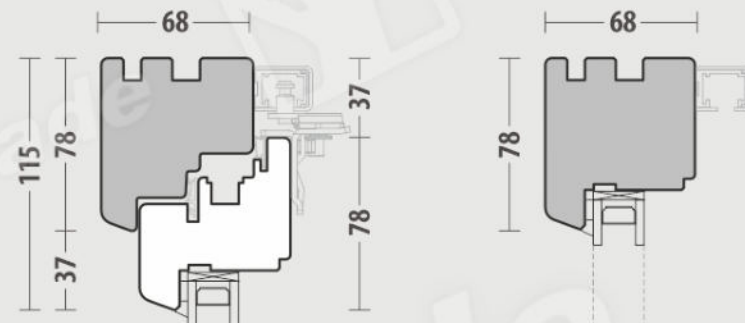
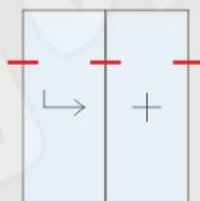


Softline

Sash



Eco - Threshold



TILT & SLIDE windows

PSK / SKB - Eco 68 | 78 | 92

FRAME and SASH installation depth




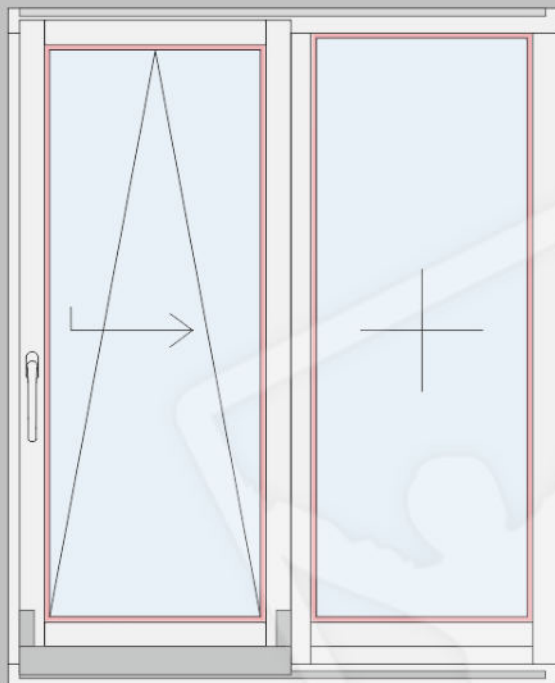
Softline

frame

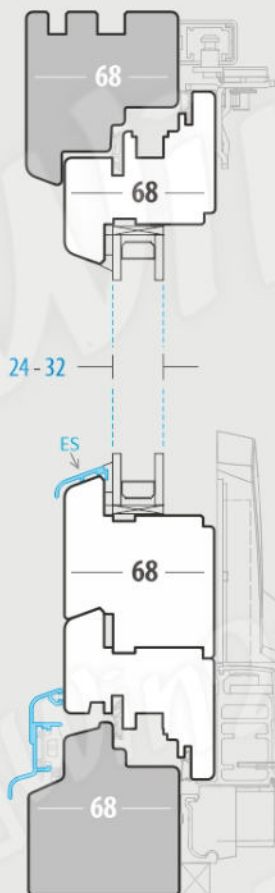


Softline

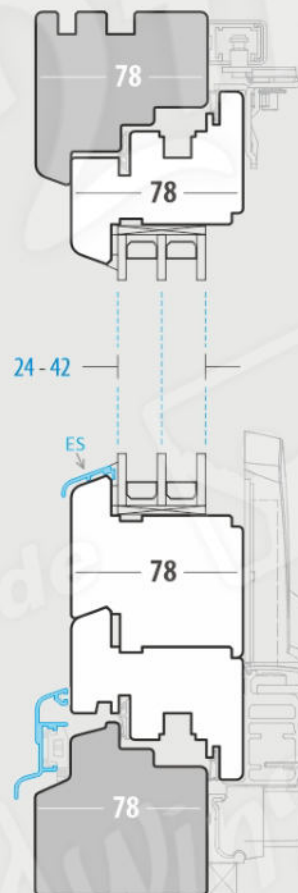
Sash



68



78



92

