



FS-Out

The folding system, also known as the fold-and-slide system, allows all sashes to be folded to one or both sides of the opening, leaving a free space without mullions dividing the structure of opening.

As standard rails with carriages are installed at the top and bottom of the system frame, along with specially designed hinges, ensure smooth and effortless operation. The folded sashes are held in place by special system holders.

The sashes in FS-Out fold towards the exterior of the house and are non-rebated.

* Installation depths (sash / frame):
68 / 173 mm.



Thermal transmittance U_w
1,01 - 1,37 W/m²K



Security / Burglary resistance
Rc1 - Rc2 class

FS-Out

Folding doors (FS-Out)
Basic information



Threshold type:



Wooden



Aluminium



Sound insulation
(depending on the glazing unit used)
32 - 41 dB



Wind load resistance
C5 class

Folding doors FS-Out

Basic information

CONSTRUCTION

Wooden frame made of glued laminated timber along the length and thickness from solid sawn timber.

Frame and sash installation depth: 68 mm
(78 and 92 mm are also available)

MATERIAL



pine

meranti

oak

GLASS

Energy-saving double- or triple-glazed units (double-chamber) made of low-emissivity glass with an argon-filled inter-pane space.



OPTIONAL :

- safety glass: laminated VSG, tempered ESG
- soundproof
- solar control
- maximum glazing package thickness for 68 mm profile is 32mm

LAZURES



EQUIPMENT

STANDARD:

The basic model of the handle for folding doors FS-Out is a traditional handle (1)

OPTIONAL:

- Hoppe metal handle (2)
If the number of sashes in the folding system is odd (or in the case when folding system is divided so that there is an odd number on one side), the main sash can be equipped with a locking bolt and a lockable handle.
- Special handle (3)
- vents mounted horizontally in the sash
- muntins: inter-pane, glued on, vienna bars and construction bars



PAINTING

The joinery is painted with water-based, eco-friendly, transparent or opaque varnishes.

OPAQUE COLOURS according to the RAL or NCS palette
LAZURES highlight the wood structure.

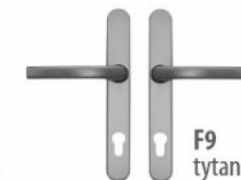
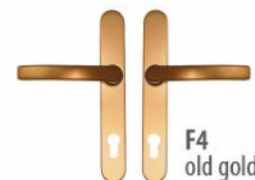


* As standard, the colour inside and outside is identical.

- (1)
Standard
(stainless steel only)

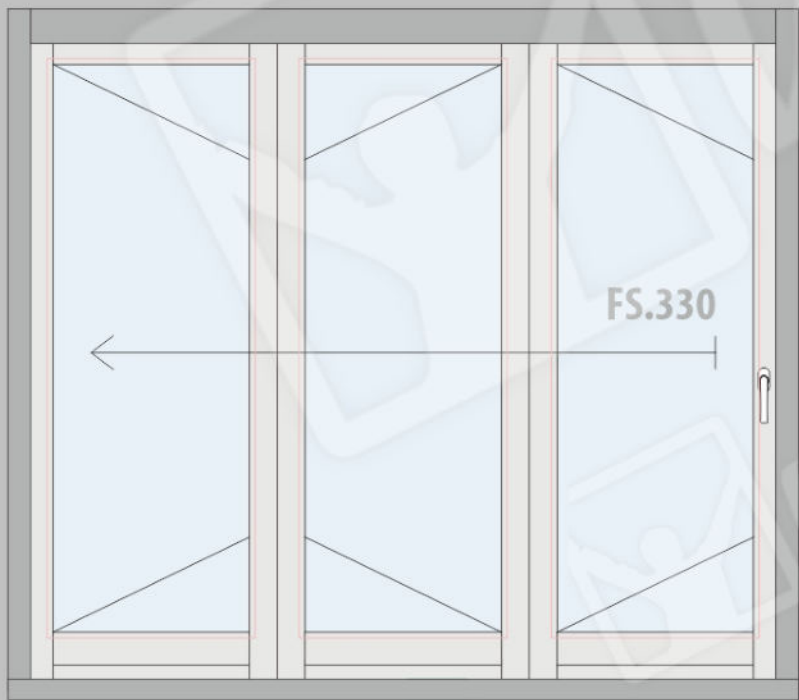
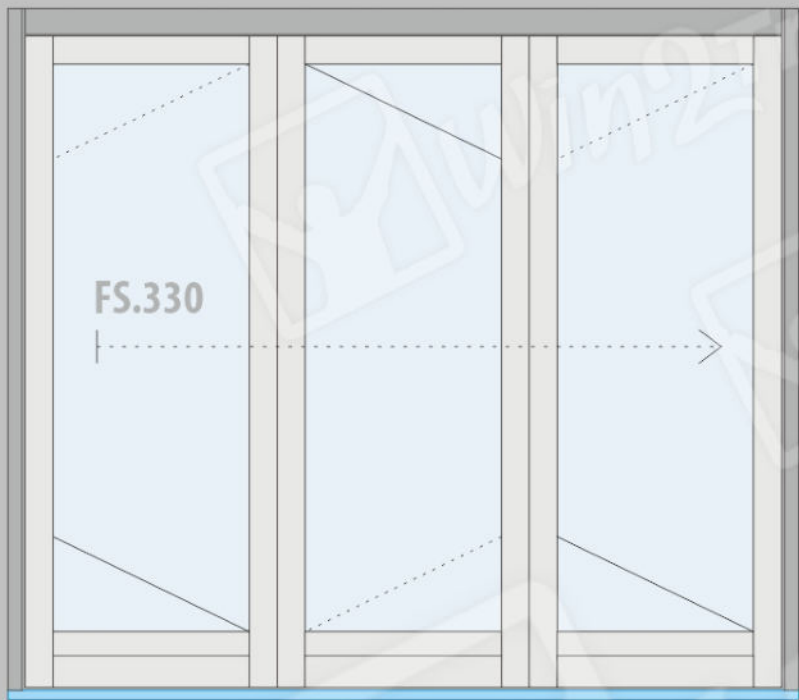


- (2)
Handles with a plate
(Hoppe)



- (3)
Handle (under-blind)
with a rosette





Folding doors FS-Out-Centor

Basic cross-sections

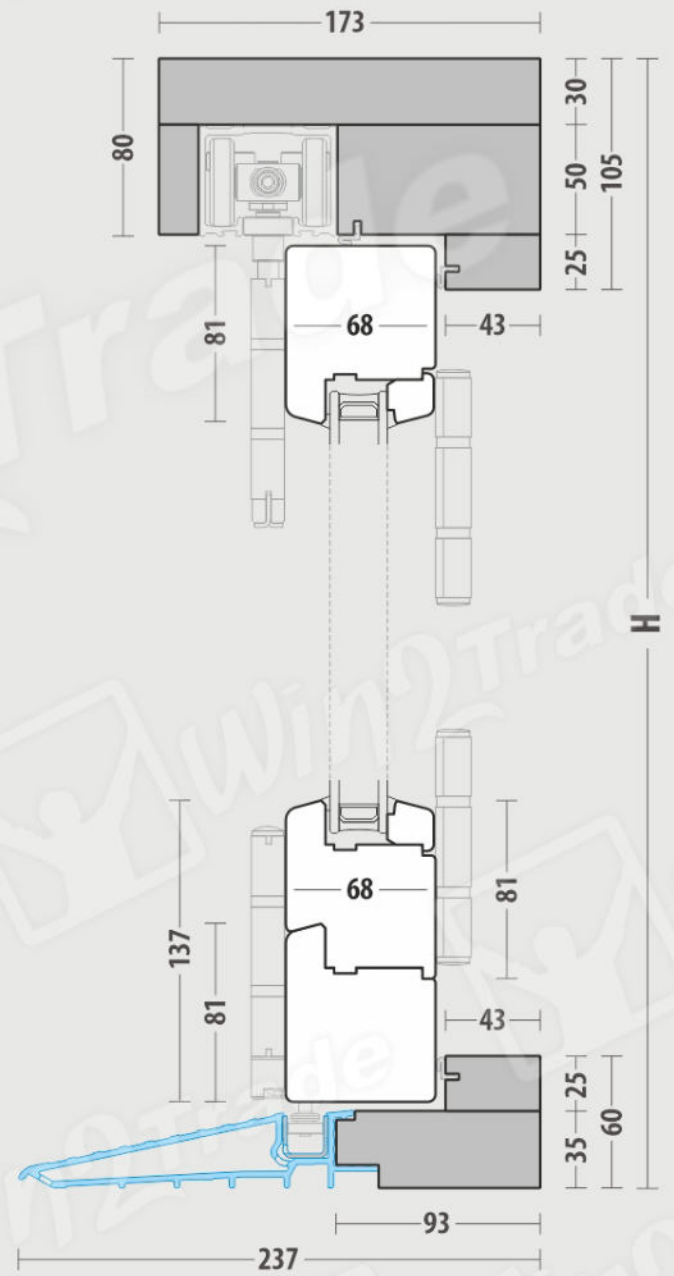
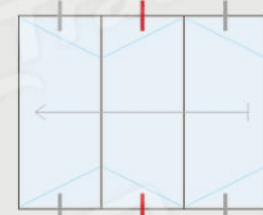


Sash

OPTION
Aluminum external drip cap „ES“



ALUMINUM THRESHOLD



Folding doors

FS-Out-Centor

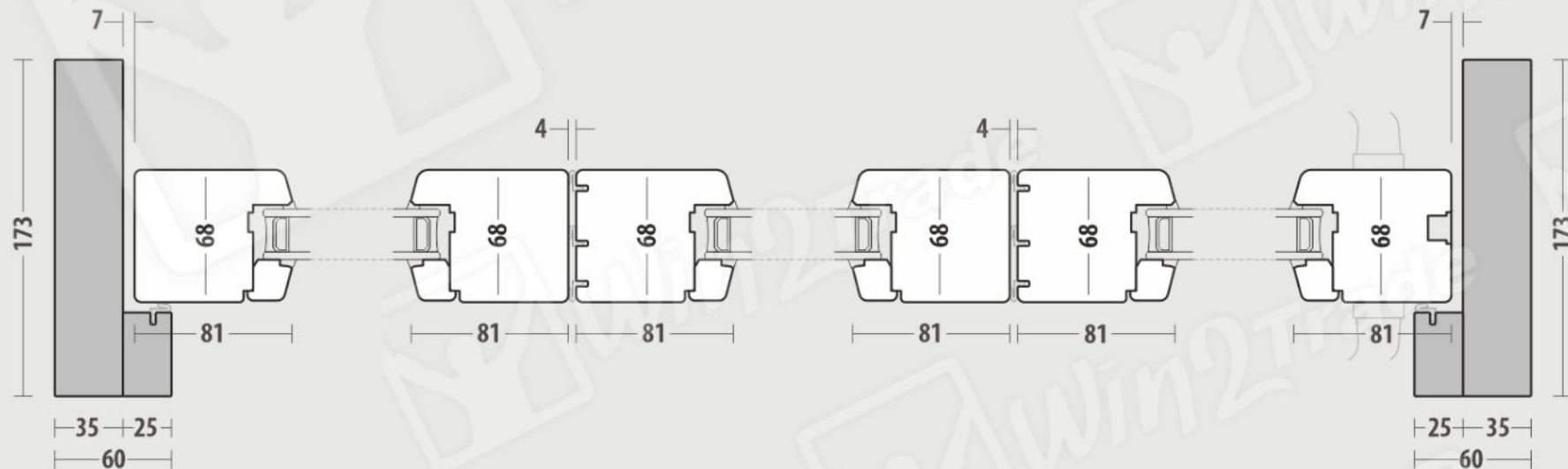
Basic cross-sections



Sash



FS.330



OPTIONS

Opening Schemes

3



FS.312



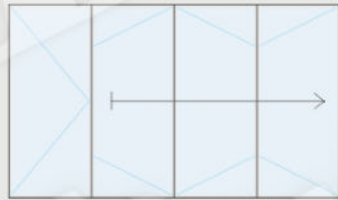
FS.321



FS.330



4



FS.413



FS.431



5



FS.514



FS.541



FS.523



FS.532



6



FS.615



FS.651

