



## FS-In

The folding system, also known as the fold-and-slide system, allows all sashes to be folded to one or both sides of the opening, leaving a free space without mullions dividing the structure of opening.

As standard rails with carriages are installed at the top and bottom of the system frame, along with specially designed hinges, ensure smooth and effortless operation. The folded sashes are held in place by special system holders. The sashes in FS-In fold towards the interior of the house.

\* available installation depths:  
68 mm, 78 mm and 92 mm.



**Thermal transmittance  $U_w$**   
1,01 - 1,37 W/m<sup>2</sup>K



**Security / Burglary resistance**  
Rc1 - Rc2 class



**Sound insulation**  
(depending on the glazing unit used)  
32 - 41 dB



**Wind load resistance**  
C5 class



Finishes (frame/sash)





# FS-In

Window thresholds

Standard window threshold models for FS-In

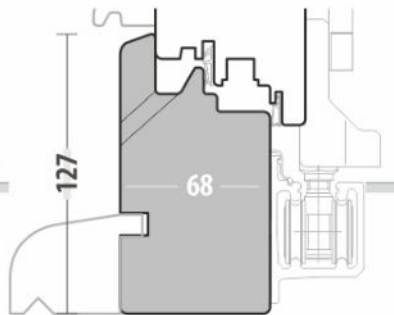
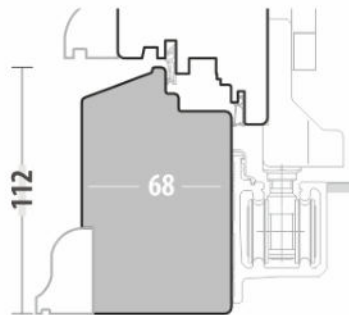
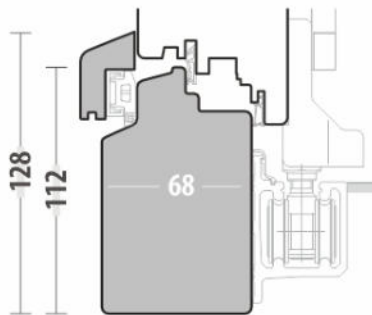
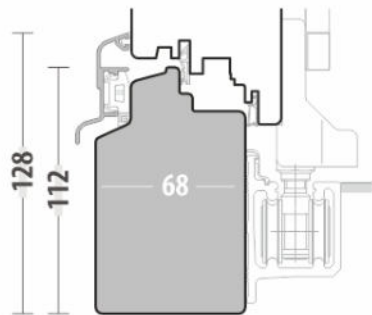
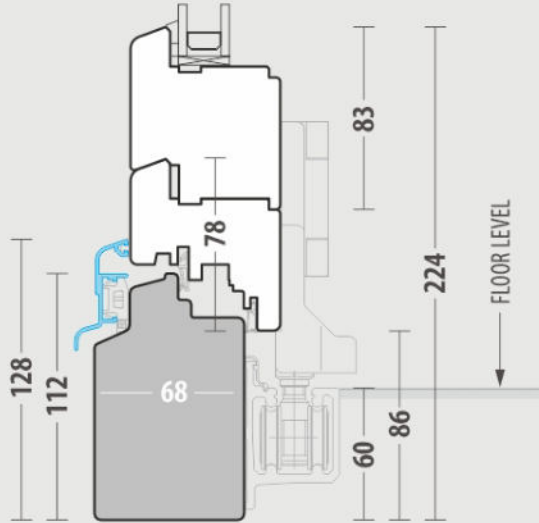


Eco

Classic

Traditional

HTR



## Folding doors

# FS-In

Basic information

## CONSTRUCTION

Wooden frame made of glued laminated timber along the length and thickness from solid sawn timber.

Frame and sash installation depth: 68 mm  
(78 and 92 mm are also available)

## MATERIAL



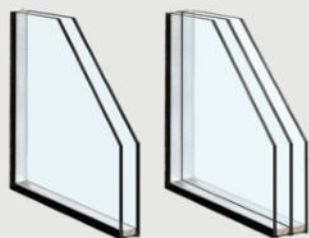
pine

meranti

oak

## GLASS

Energy-saving double- or triple-glazed units (double-chamber) made of low-emissivity glass with an argon-filled inter-pane space.



OPTIONAL :

- safety glass: laminated VSG, tempered ESG
- soundproof
- solar control
- maximum glazing package thickness for 68 mm profile is 32mm

## LAZURES



## EQUIPMENT

### STANDARD:

The basic model of the handle for folding doors is the Hoppe metal handle, model **Tokyo** in white or brown.

### OPTIONAL:

- handles that increase safety, such as handles with button or handles with key
- handles with a lockable turned-opening
- door handles (in the case of an odd number of sashes or a folding system divided so that there is an odd number on one side)
- vents mounted horizontally in the sash or in the frame
- vents mounted horizontally on the glass
- muntins: inter-pane, glued on, vienna bars and construction bars



## PAINTING

The joinery is painted with water-based, eco-friendly, transparent or opaque varnishes.

OPAQUE COLOURS according to the RAL or NCS palette  
LAZURES highlight the wood structure.



\* As standard, the colour inside and outside is identical.



Tokyo



9016  
white



8019  
brown



F4  
old gold



F9  
tytan



F1  
satin chrom



with key

with button

under-blinds handles



handles with a rosette



Both-sided door handles



9016  
white



8019  
brown



F4  
old gold



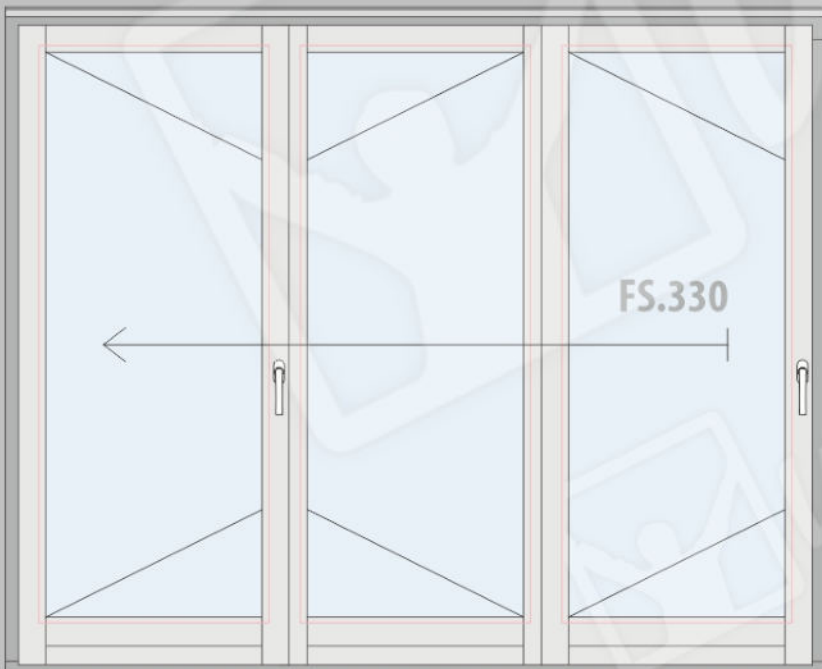
F9  
tytan



F1  
satin chrom



OUT



IN

# Folding doors

## FS-In 68

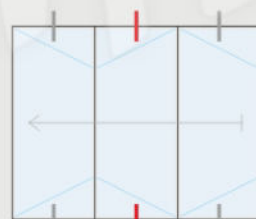
(FS.330)



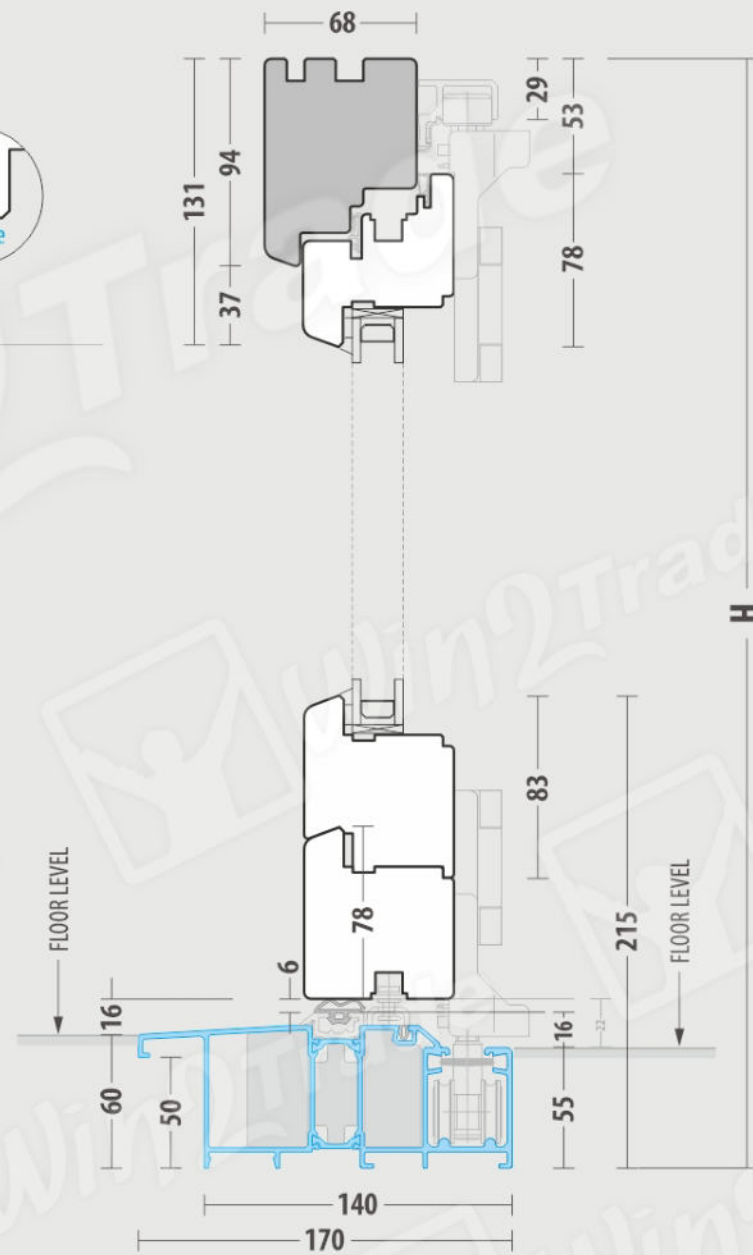
frame



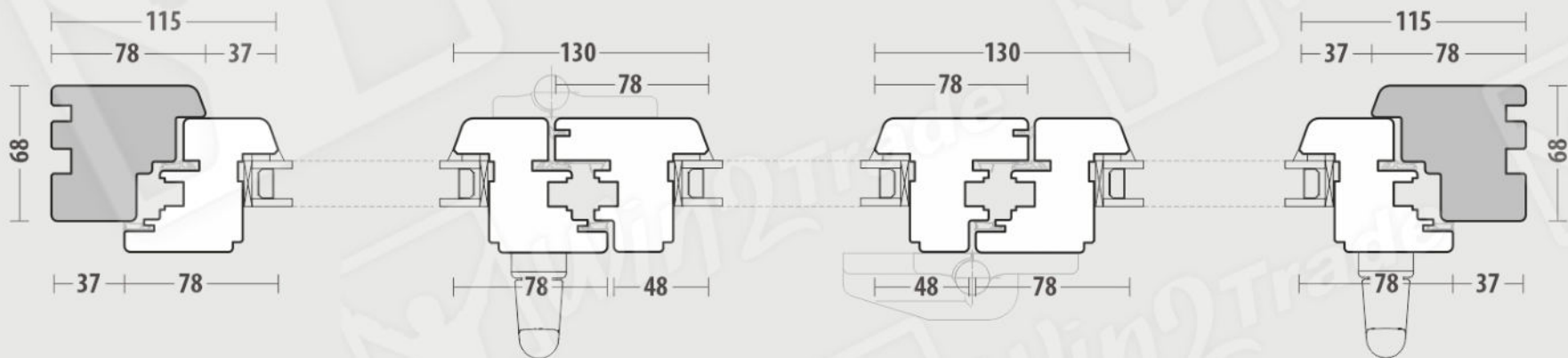
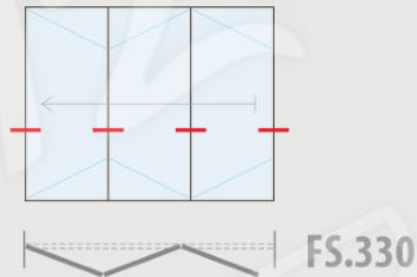
Sash



FS.330

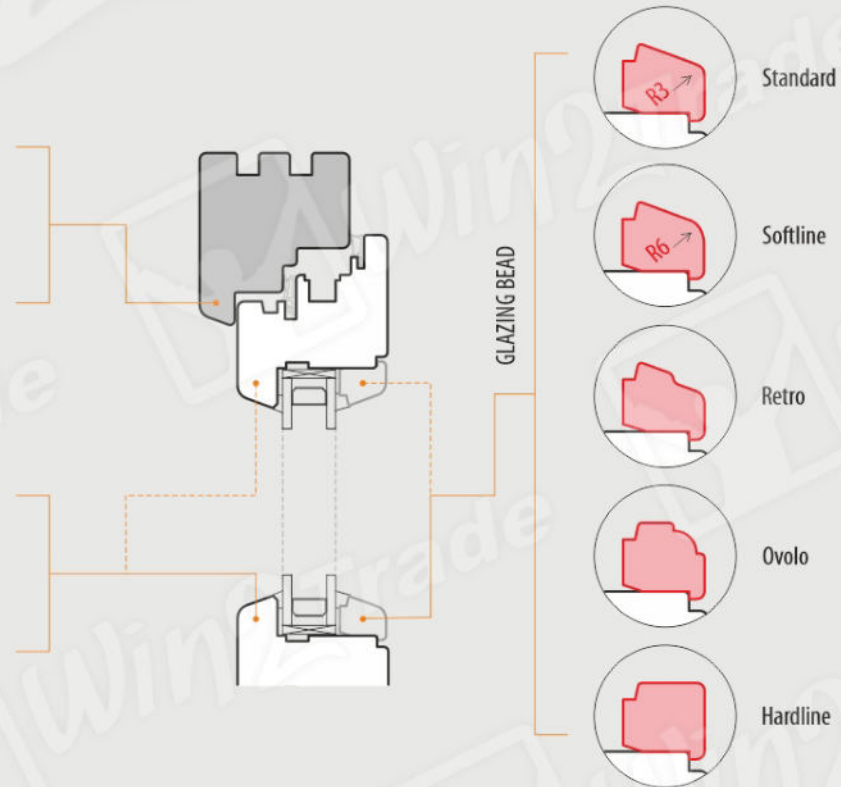
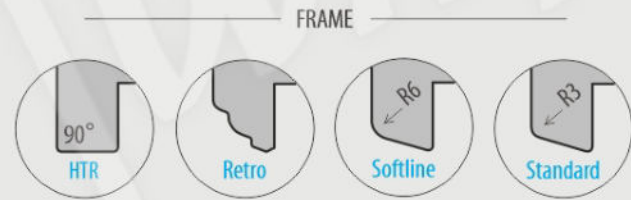


Folding doors  
**FS-In 68**  
(FS.330)



OPTIONS

# Frame / Sash / Glazing bead



OPTIONS

# Opening Schemes

3



FS.312



FS.321



FS.330



4



FS.413



FS.431



5



FS.514



FS.541




FS.523



FS.532



6



FS.615



FS.651

