



Exterior Roller Shutters ST / RL / OS / IT

Exterior Roller Shutters

External roller shutters are mounted on the building's facade. The system is primarily (but not exclusively) designed for use with existing joinery. The shutter box and guiderails are made of aluminum. The guiderails can be mounted directly to the wall or window frame, depending on the chosen installation method. Service access to the box is always from the outside of the room.

The roller shutter can be controlled (raising/lowering) manually – using a tape or Kardan crank or electrically – using switches or a remote controller. The colour of the aluminum profile (PA) and shutter box can be selected from a wide colour range.



ST

Box size:

138 x 138
151 x 151, 166 x 166
181 x 181, 206 x 206
[mm]



RL

Box size:

150 x 150
181 x 181, 206 x 206
[mm]



OS

Box size:

153 x 140, 184 x 168
201 x 184, 229 x 209
[mm]



IT

Box size:

138 x 138, 166 x 166
181 x 181, 206 x 206
[mm]

Exterior Roller Shutters
with mosquito net

ST+ / RL+ / OS+ / IT+



ST+

Box size:

138 x 138
151 x 151, 166 x 166
181 x 181, 206 x 206
[mm]



RL+

Box size:

150 x 150
181 x 181, 206 x 206
[mm]



OS+

Box size:

153 x 140, 184 x 168
201 x 184, 229 x 209
[mm]



IT+

Box size:

138 x 138, 166 x 166
181 x 181, 206 x 206
[mm]

Exterior Roller Shutters Aluminum profile (PA)

Volets: **ST / RL / OS / IT**

Aluminum profile (PA)

A crucial element of every roller shutter is the aluminum profile (PA).

The profiles are made of rolled aluminum sheet and then powder-coated.

Each profile is filled with CFC-free, polyurethane foam. This ensures excellent acoustic and thermal insulation.

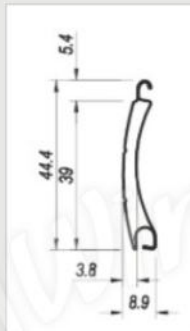
The choice of aluminum profile (PA) depends on the planned width of the roller shutter.



Perforated aluminum profile (PA) allows for ventilation of the room when the roller shutter is closed while also providing light into the interior.

PA 39

maximum roller shutter width: 2500 mm




without perforation



perforated

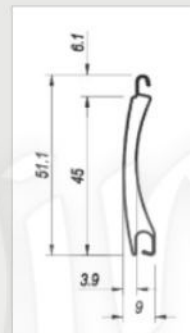


Available colours



PA 45

maximum roller shutter width: 3000 mm



without perforation



perforated

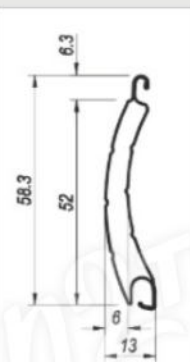


Available colours



PA 52

maximum roller shutter width: 3700 mm



without perforation



perforated



Available colours



Exterior Roller Shutters

Roller shutter control

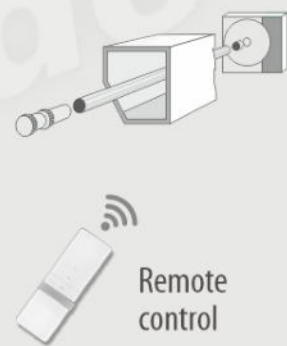
ST / RL / OS / IT



MANUAL DRIVE



ELECTRIC DRIVE



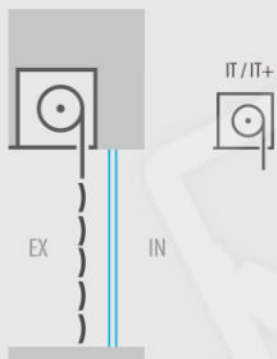
Exterior Roller Shutters

Installation type

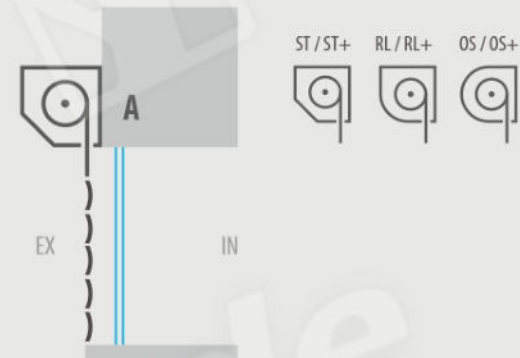
A / B / C

Roller shutter installation IT / IT+

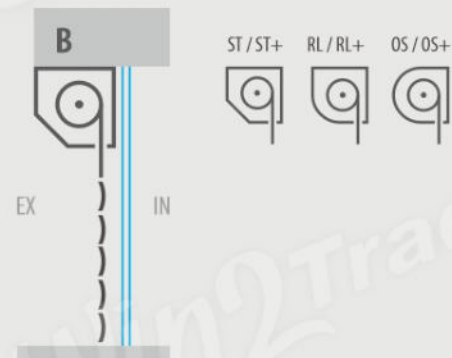
Roller shutter box built into the facade.
Service access – inspection hatch at the bottom of the box.



A Roller shutter mounted on the building's facade.



B Roller shutter screwed onto the window frame.



C Inverted roller shutter mounted in the window recess. Space for opening the inspection hatch must be considered.

