



# WINDOW THRESHOLD Balcony windows

Basic information

## Balcony windows (with a window threshold)

Balcony windows with a standard window threshold can be matched to the rest of the house's window joinery by selecting appropriate threshold models: **Eco** – with and aluminum drip cap attached to the window frame on the outside.

**Classic** – with a wooden drip cap attached to the window frame on the outside. **Traditional** – windows with a distinctive wooden drip cap attached to the window sash, often used with a wooden external sill. **HTR** – with a wooden drip cap on the sash, often with an additional external sill.

\* installation depth: 68 mm, 78 mm and 92 mm.

### Standard window threshold models

Eco



Classic



Traditional



HTR



Thermal transmittance  $U_w$   
1,01 - 1,37 W/m<sup>2</sup>K



Sound insulation  
(depending on the glazing unit used)  
32 - 41 dB



Security / Burglary resistance  
Rc1 - Rc2 class



Wind load resistance  
C5 class



# Balcony WINDOWS


Basic information

## CONSTRUCTION

Wooden frame made of glued laminated timber along the length and thickness from solid sawn timber.

Frame and sash installation depth: 68 mm  
(78 and 92 mm are also available)

## MATERIAL



## GLASS

Energy-saving double- or triple-glazed units (double-chamber) made of low-emissivity glass with an argon-filled inter-pane space.



OPTIONAL :

- safety glass: laminated VSG, tempered ESG
- soundproof
- solar control
- maximum glazing package thickness for 68 mm profile is 32mm

## LAZURES



## EQUIPMENT

### STANDARD:

The basic model of the handle for balcony windows is the Hoppe metal handle, model **Tokyo** in white or brown.

### OPTIONAL:

- handles that increase safety, such as handles with button or handles with key
- handles with a lockable turned-opening
- CREMONA
- vents mounted horizontally in the sash or in the frame
- vents mounted horizontally on the glass
- muntins: inter-pane, glued on, vienna bars and construction bars



## PAINTING

The joinery is painted with water-based, eco-friendly, transparent or opaque varnishes.

OPAQUE COLOURS according to the RAL or NCS palette  
LAZURES highlight the wood structure.



\* As standard, the colour inside and outside is identical.





## Balcony window

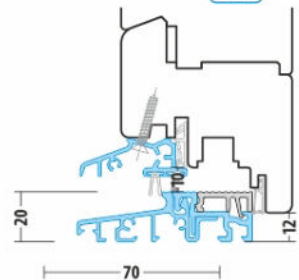
(with a low threshold)

Balcony windows with a low threshold increase the comfort of use, especially for disabled people and small children.

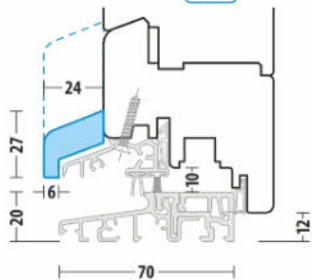
# LOW THRESHOLD Balcony windows

Basic information

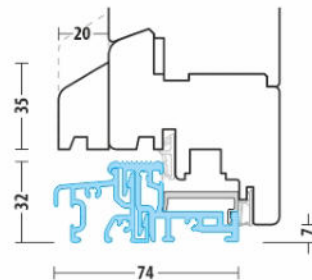
Alu threshold - 20 mm



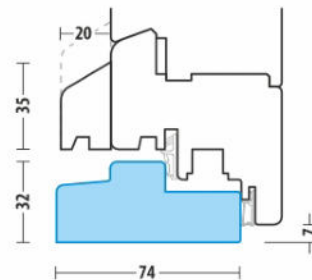
Alu threshold - 20 mm  
with masking cover



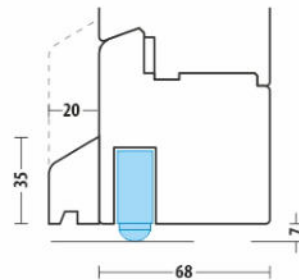
Alu threshold - 32 mm



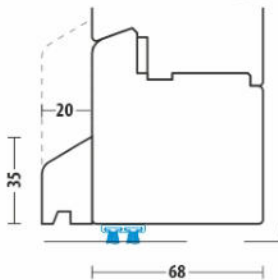
Wooden threshold - 32 mm



Threshold-free system  
(drop seal)

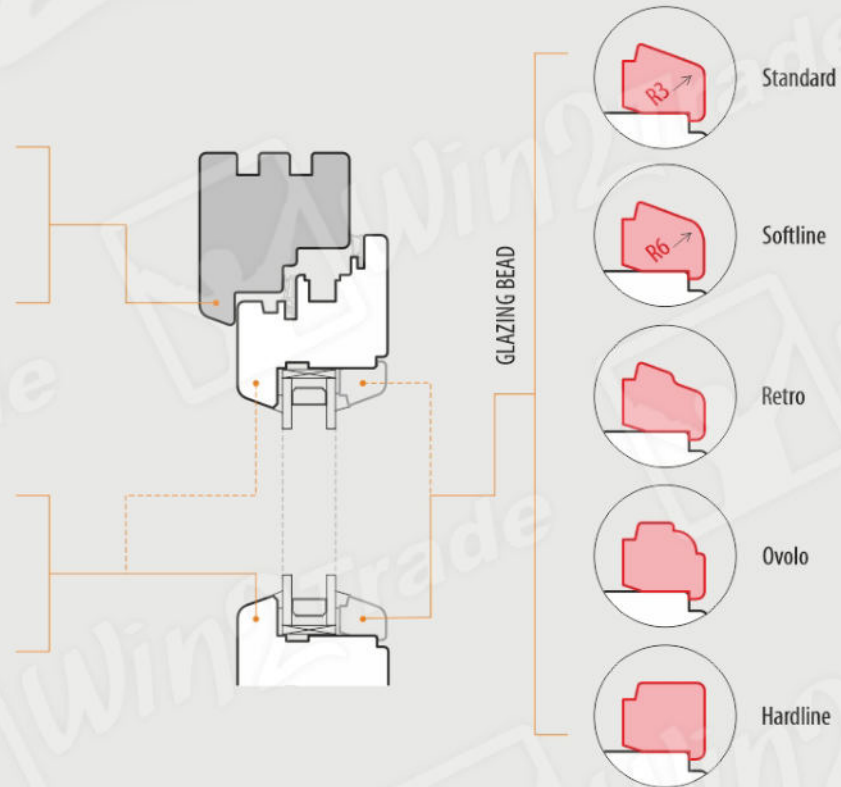
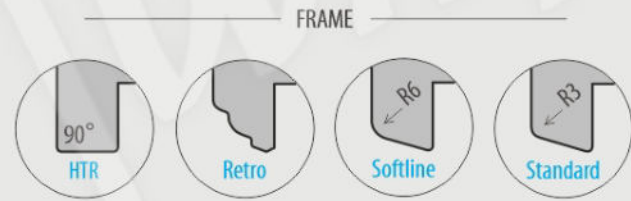


Threshold-free system  
(brush seal)



OPTIONS

# Frame / Sash / Glazing bead



# BALCONY WINDOWS

## Eco 68

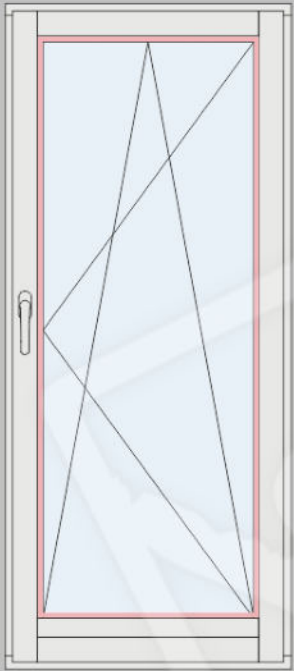
Basic cross-sections ( Softline )



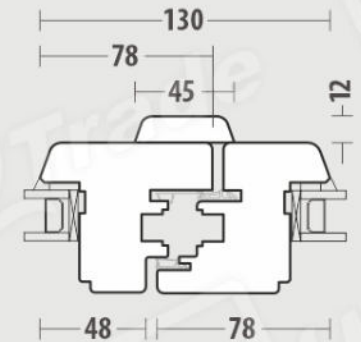
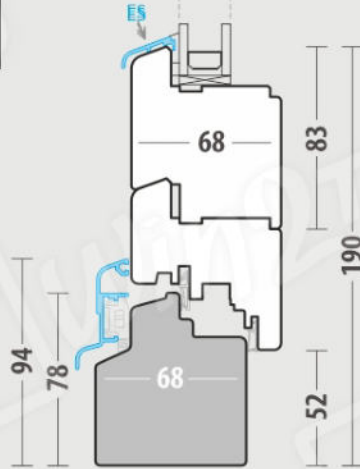
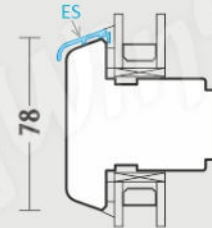
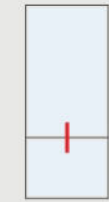
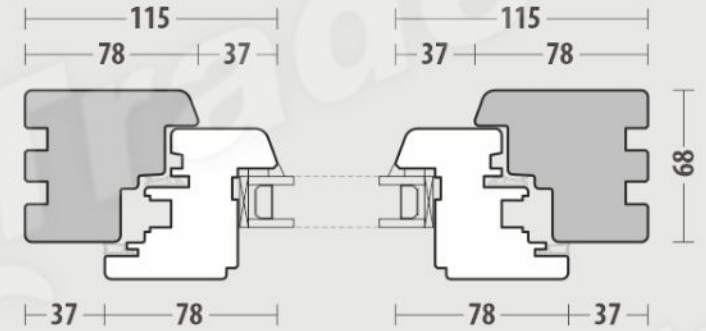
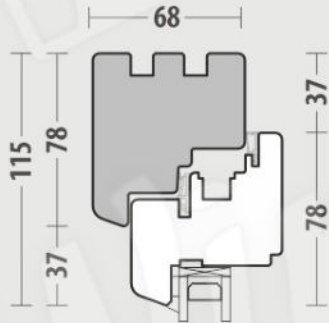
frame



Sash



[www.win2trade.eu](http://www.win2trade.eu)



# BALCONY WINDOWS

## Eco 68|78|92

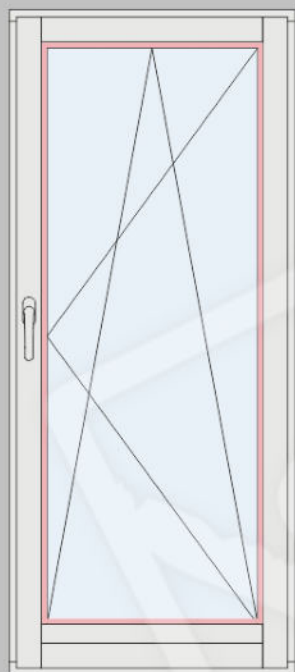
Frame and sash installation depth



frame



Sash



OPTIONS  
INSTALLATION DEPTHS

68

78

92

