



## Balcony doors

The balcony doors has a both-sided handle and can be locked from either side. The low threshold ensures easy access to the terrace or balcony.

Depending on the door intended use, you can choose the appropriate threshold type.

Available thresholds:  
 - aluminum (h= 20mm, 32mm),  
 - wooden (h=32mm)  
 - threshold-free system (drop or brush seal)

\* installation depth:  
 68 mm, 78 mm and 92 mm.



**Thermal transmittance  $U_w$**   
 1,01 - 1,37 W/m<sup>2</sup>K



**Security / Burglary resistance**  
 Rc1 - Rc2 class

# Balcony doors

Basic information



Threshold types:



Alu - 20 mm



Alu - 20 mm with masking cover



Alu - 32 mm



Wooden - 32 mm



Drop seal



Brush seal



**Sound insulation**  
 (depending on the glazing unit used)  
 32 - 41 dB



**Wind load resistance**  
 C5 class

# Balcony DOORS

Basic information

## CONSTRUCTION

Wooden frame made of glued laminated timber along the length and thickness from solid sawn timber.

Frame and sash installation depth: 68 mm (78 and 92 mm are also available)

## MATERIAL



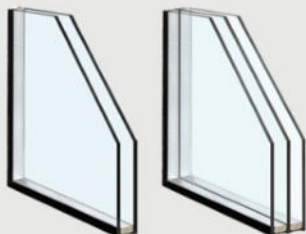
pine

meranti

oak

## GLASS

Energy-saving double- or triple-glazed units (double-chamber) made of low-emissivity glass with an argon-filled inter-pane space.



OPTIONAL :

- safety glass: laminated VSG, tempered ESG
- soundproof
- solar control
- maximum glazing package thickness for 68 mm profile is 32mm

## LAZURES



## EQUIPMENT

### STANDARD:

The basic handle model for balcony doors is a standard both-sided handle with a plate.

### OPTIONAL:

- both-sided window handles with a rosette
- under-blinds handles
- vents mounted horizontally in the sash or in the frame
- vents mounted horizontally on the glass
- muntins: inter-pane, glued on, vienna bars and construction bars

## PAINTING

The joinery is painted with water-based, eco-friendly, transparent or opaque varnishes.

OPAQUE COLOURS according to the RAL or NCS palette LAZURES highlight the wood structure.



\* As standard, the colour inside and outside is identical.



Both-sided door handles



9016 white


8019 brown

F4 old gold

F9 tytan

F1 satin chrom

Both-sided window handles with a rosette



9016 white

8019 brown

F4 old gold

F9 tytan

F1 satin chrom



under-blinds handles

Insert (lock)



standard both-sided



with knob



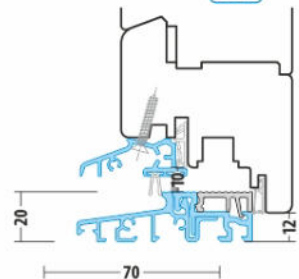
## Balcony doors

Balcony doors with a low threshold increase the comfort of use, especially for disabled people and small children.

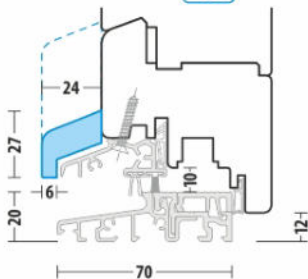
# Balcony doors

Threshold types

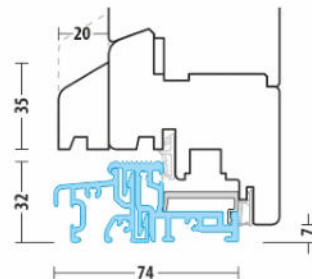
Alu threshold - 20 mm



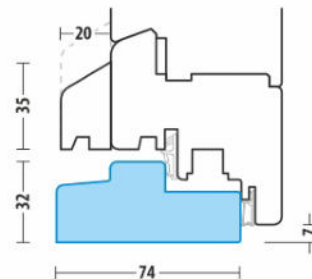
Alu threshold - 20 mm with masking cover



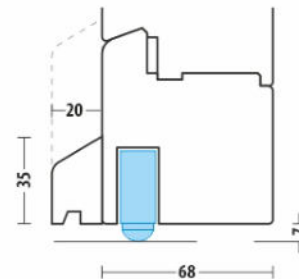
Alu threshold - 32 mm



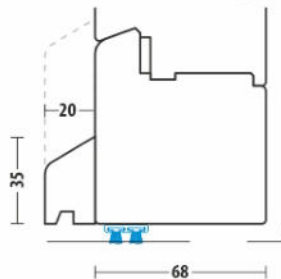
Wooden threshold - 32 mm



Threshold-free system (drop seal)

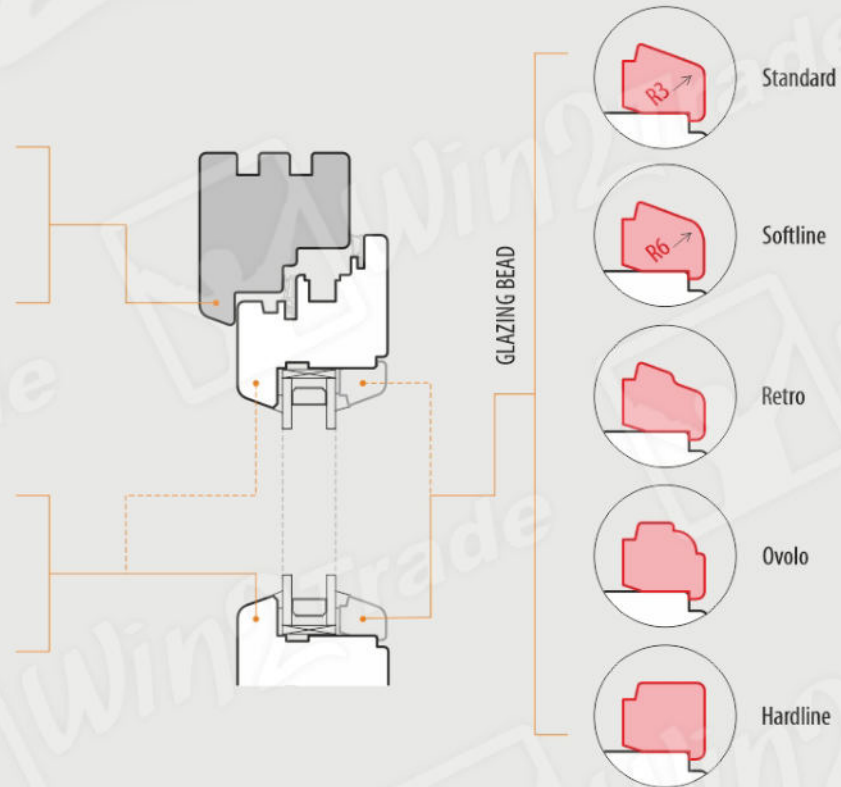
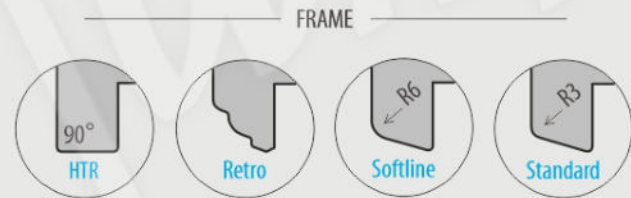


Threshold-free system (brush seal)



OPTIONS

# Frame / Sash / Glazing bead



# Balcony doors 68

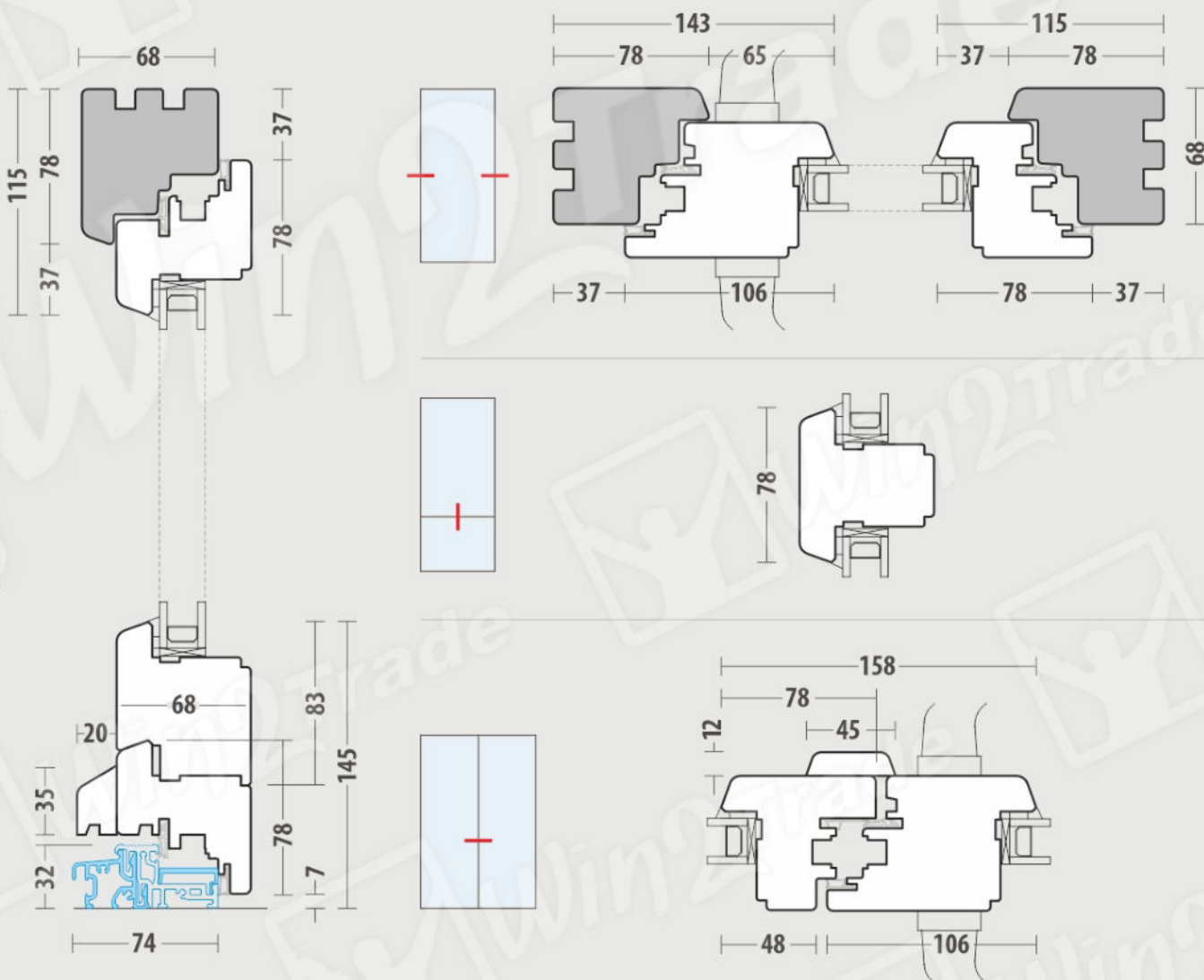
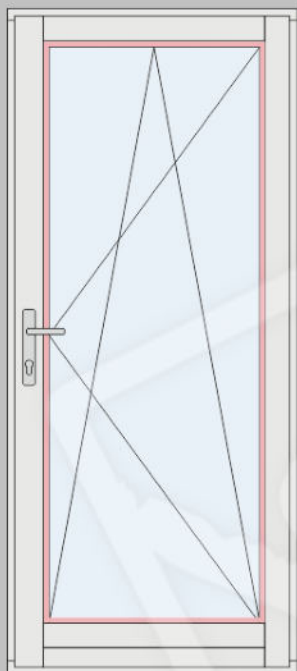
Basic cross-sections ( Softline )



frame



Sash



# Balcony doors

## 68|78|92

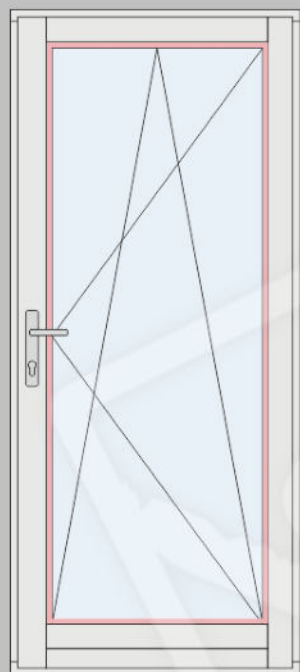
Frame and sash installation depth



frame



Sash



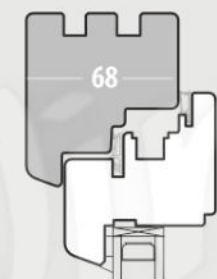

[www.win2trade.eu](http://www.win2trade.eu)

OPTIONS  
INSTALLATION DEPTHS

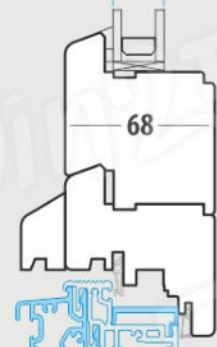
68

78

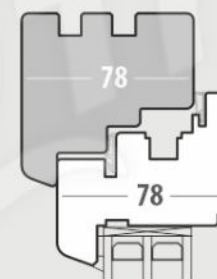
92



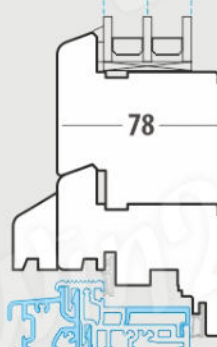
24 - 32



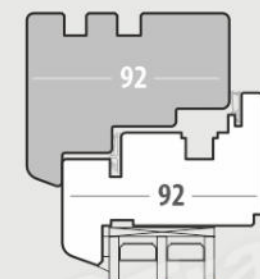
74



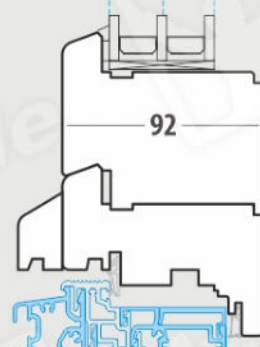
24 - 42



84



24 - 55



96